

Features

- Two lever handles offer separate control of hot and cold water
- Coordinates with Components faucets, accessories, and showering components to complete your bathroom
- Dual-control wall-mounted
- Two-handle bathroom faucet trim for wall-mount installations

Material

- Premium metal construction for durability and reliability

Installation

- Wall-mount

Required Products/Accessories

K-T23888 Wall-mount bathroom sink faucet spout with Ribbon design, 1.2 gpm

or

K-T23889 Wall-mount bathroom sink faucet spout with Row design, 1.2 gpm

or

K-T23890 Wall-mount bathroom sink faucet spout with Tube design, 1.2 gpm

or

K-410-K Wall-mount Valve

Recommended Products/Accessories

- K-23726 Drain treatment
- K-23723 Faucet cleaner
- K-78372 18" Towel Bar
- K-78373 24" Towel Bar
- K-78375 24" Double Towel Bar
- K-78377 Hand Towel Arm
- K-78378 Robe Hook
- K-78379 Double Towel Arm
- K-78382 Pivoting toilet paper holder
- K-78383 Vertical toilet paper holder
- K-78384 Covered double toilet paper holder



ADA CSA B651 OBC

Codes/Standards





ASME A112.18.1/CSA B125.1
ADA
ICC/ANSI A117.1
CSA B651
OBC

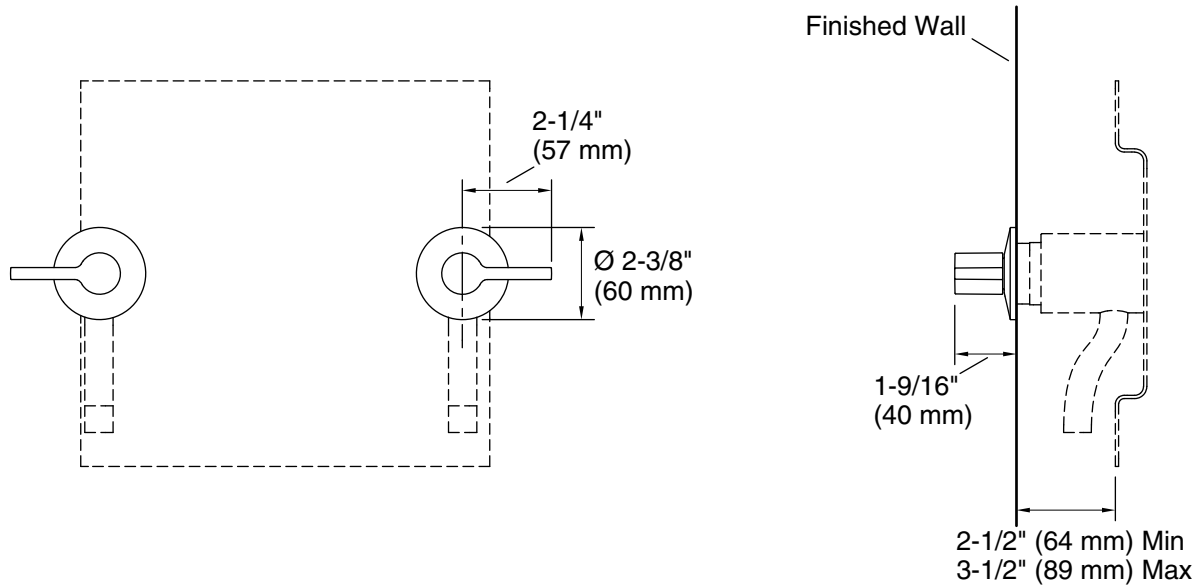
KOHLER® Faucet Lifetime Limited Warranty

See website for detailed warranty information.

Available Colors/Finishes

Color tiles intended for reference only.

Color	Code	Description
	CP	Polished Chrome
	BN	Vibrant® Brushed Nickel
	BL	Matte Black
	2MB	Vibrant® Brushed Moderne Brass



Technical Information

All product dimensions are nominal.

Drain included: No

Drain with overflow: No

Notes

Install this product according to the installation instructions.

ADA compliant for handles only.

ADA, OBC, CSA B651 compliant when installed to the specific requirements of these regulations.